


# NOTICE

2011/2012 Batch

Afternoon lecture program

The X-Rays and films pertaining to the lecture **“Imaging of pulmonary tuberculosis”** done by Prof. P.B. Hewavithana, are being displayed at the Film Library, the Department of Radiology.

The students are expected to view them during their free time during 8am to 4pm within the week starting from 29<sup>th</sup> March to 4<sup>th</sup> April 2016.

  
Head

Department of Radiology

HEAD  
Department of Radiology,  
Faculty of Medicine,  
University of Peradeniya.


# NOTICE

2011/2012 Batch

Afternoon lecture program

The X-Rays and films pertaining to the lecture **“Imaging of pulmonary tuberculosis”** done by Prof. P.B. Hewavithana, are being displayed at the Film Library, the Department of Radiology.

The students are expected to view them during their free time during 8am to 4pm within the week starting from 29<sup>th</sup> March to 4<sup>th</sup> April 2016.

  
Head

Department of Radiology

HEAD  
Department of Radiology,  
Faculty of Medicine,  
University of Peradeniya.




# NOTICE

2011/2012 Batch

Afternoon lecture program

The X-Rays and films pertaining to the lecture **“Imaging of pulmonary tuberculosis”** done by Prof. P.B. Hewavithana, are being displayed at the Film Library, the Department of Radiology.

The students are expected to view them during their free time during 8am to 4pm within the week starting from 29<sup>th</sup> March to 4<sup>th</sup> April 2016.

  
Head

Department of Radiology

HEAD  
Department of Radiology,  
Faculty of Medicine,  
University of Peradeniya.


# NOTICE

2011/2012 Batch

Afternoon lecture program

The X-Rays and films pertaining to the lecture **“Imaging of pulmonary tuberculosis”** done by Prof. P.B. Hewavithana, are being displayed at the Film Library, the Department of Radiology.

The students are expected to view them during their free time during 8am to 4pm within the week starting from 29<sup>th</sup> March to 4<sup>th</sup> April 2016.

  
Head

Department of Radiology

HEAD  
Department of Radiology,  
Faculty of Medicine,  
University of Peradeniya.




# NOTICE

2011/2012 Batch

Afternoon lecture program

The X-Rays and films pertaining to the lecture **“Imaging of pulmonary tuberculosis”** done by Prof. P.B. Hewavithana, are being displayed at the Film Library, the Department of Radiology.

The students are expected to view them during their free time during 8am to 4pm within the week starting from 29<sup>th</sup> March to 4<sup>th</sup> April 2016.

  
Head

Department of Radiology

HEAD  
Department of Radiology,  
Faculty of Medicine,  
University of Peradeniya.


# NOTICE

2011/2012 Batch

Afternoon lecture program

The X-Rays and films pertaining to the lecture **“Imaging of pulmonary tuberculosis”** done by Prof. P.B. Hewavithana, are being displayed at the Film Library, the Department of Radiology.

The students are expected to view them during their free time during 8am to 4pm within the week starting from 29<sup>th</sup> March to 4<sup>th</sup> April 2016.

  
Head  
Department of Radiology,  
Faculty of Medicine,  
University of Peradeniya.