


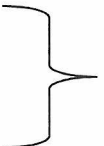

Y2S1 Examination – January 2018
2014/2015 batch

OSPE III (Gross Anatomy Spots)

Friday 26th January 2018


OSPE III will contain gross spots from Nervous System and Excretion modules.

Students are advised to be present at the Anatomy block as follows:

M/14/01 to M/14/80		at 7.45 am at Anatomy Histology Lab
M/14/81 to M/14/141		at 10.00 am at Anatomy Histology Lab
M/14/ 142 to M/14/205 M/14/FQ/001 to M/14/FQ/007 M/12/119		12.00 noon at Anatomy Histology Lab

Please Note:

Student should not bring Bags or Mobile Phones to the Examination Center


Head
Department of Anatomy
Faculty of Medicine
University of Peradeniya

Dr. JK Dissanayake
Head/ Dept. of Anatomy
23.01.2018